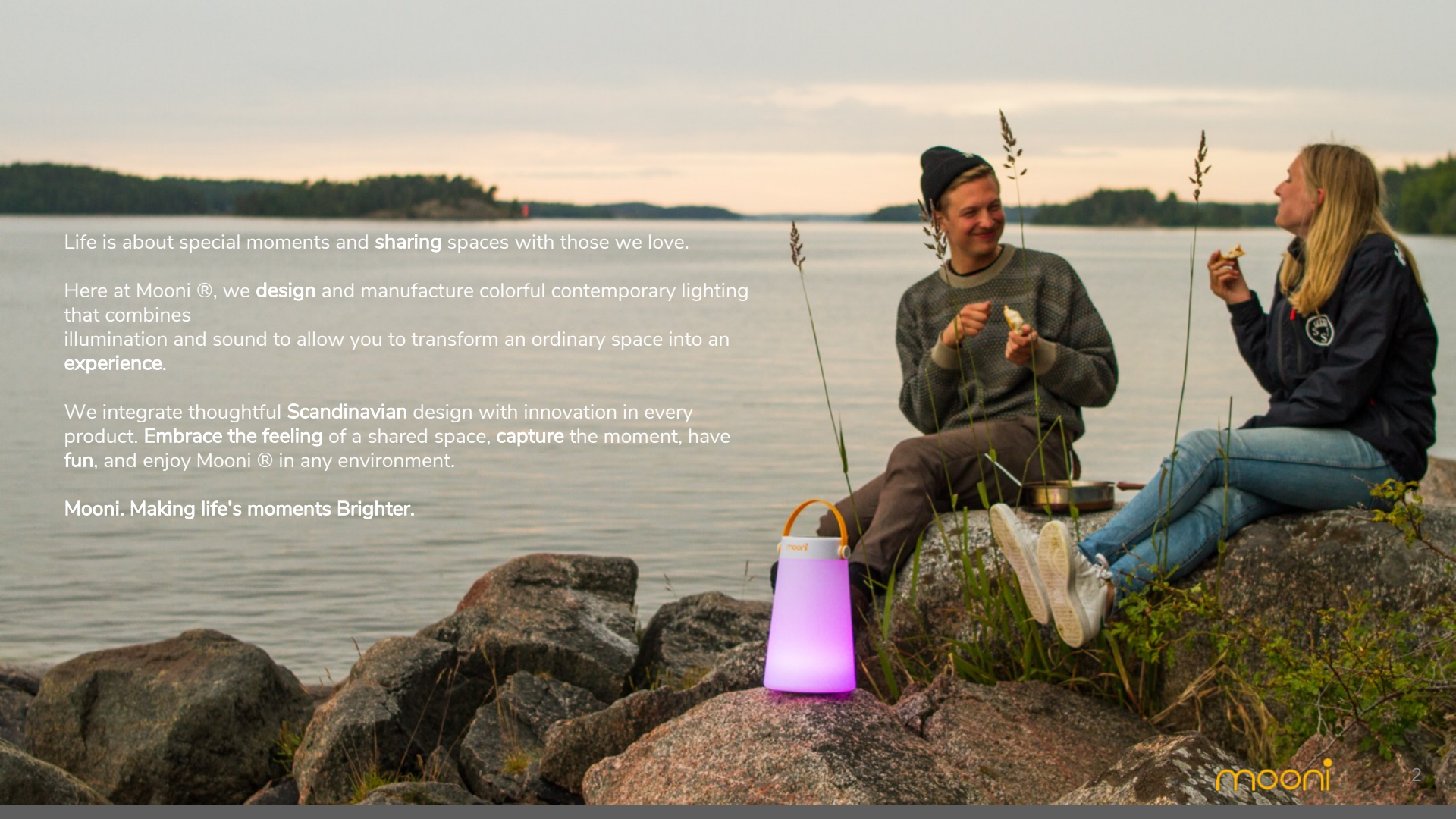


A woman with blonde hair, wearing a black leather jacket, blue jeans, and black boots, is walking from left to right. She is carrying a light purple spherical bag with a wooden handle. The background features a light blue brick wall with a large white-framed window and a blue door with a brass knocker and the number 9. To the right, a pink wall is partially visible.

moonii®

Collection H1-2019



Life is about special moments and **sharing** spaces with those we love.

Here at Mooni®, we **design** and manufacture colorful contemporary lighting that combines illumination and sound to allow you to transform an ordinary space into an **experience**.

We integrate thoughtful **Scandinavian** design with innovation in every product. **Embrace the feeling** of a shared space, **capture** the moment, have **fun**, and enjoy Mooni® in any environment.

Mooni. Making life's moments Brighter.

MOONI PRODUCTS



ANDALE SPEAKER
*coming soon




EYE LANTERN



OVO LANTERN



OVO SPEAKER



ECLIPSE SPEAKER



**MODERN
TABLE LAMP**



OVO MINI LANTERN



TAKEME SPEAKER



EYE SPEAKER



**MODERN
TABLE SPEAKER**



OVO MINI SPEAKER



ANDALE SPEAKER

DIMENSIONS

240mm x 332mm

9.5" x 13"

STEREO

MICRO USB + WIREFREE READY

RGB+ WHITE

WOOD HANDLE

ECLIPSE SPEAKER

DIMENSIONS

267mm x 400mm

10.5" x 15.7"

STEREO

MICRO USB + WIREFREE READY
RGB+ WHITE

WOOD HANDLE



EYE SPEAKER

DIMENSIONS

239mm x 282mm

9.4" x 11"

STEREO

MICRO USB + WIREFREE READY

RGB+ WHITE

WOOD HANDLE



EYE LANTERN

DIMENSIONS

239mm x 282mm

9.4" x 11"

MICRO USB + WIREFREE READY
RGB+ WHITE

WOOD HANDLE



moonii

MODERN TABLE SPEAKER

DIMENSIONS

220mm x 284mm

8.7" x 11.2"

STEREO

MICRO USB + WIREFREE READY

RGB+ WHITE

WOOD HANDLE



MODERN TABLE LANTERN

DIMENSIONS

220mm x 284mm

8.7" x 11.2"

**MICRO USB + WIREFREE READY
RGB+ WHITE**

WOOD HANDLE



OVO MINI LANTERN

DIMENSIONS

238mm x 392mm

9.4" x 15.4"

**MICRO USB + WIREFREE READY
RGB+ WHITE**

WOOD HANDLE



OVO LANTERN

DIMENSIONS

304mm x 507mm

12" x 20"

**MICRO USB + WIREFREE READY
RGB+ WHITE**

WOOD HANDLE



OVO MINI SPEAKER

DIMENSIONS

238mm x 392mm

9.4" x 15.4"

STEREO

MICRO USB + WIREFREE READY

RGB+ WHITE

WOOD HANDLE



OVO SPEAKER LANTERN

DIMENSIONS

304mm x 507mm

12" x 20"

STEREO

MICRO USB + WIREFREE READY

RGB+ WHITE

WOOD HANDLE



TAKEME SPEAKER

DIMENSIONS

183mm x 377mm

7.2" x 15"

STEREO

MICRO USB + WIREFREE READY

RGB+ WHITE

RUBBER HANDLE



PRODUCT DETAILS



PRODUCT SPECIFICATIONS:



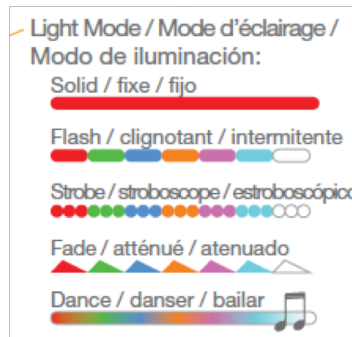
9 colors



5 modes

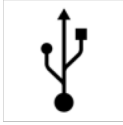
Solid, Flash, Strobe, Fade, Smooth

Or Dance (when connected to speaker only)



Warm White LED
3000-3500K

PRODUCT SPECIFICATIONS:



Micro USB



Wirefree Ready



Water Resistance

IP 44

Objects >1mm (wires, screws, large ants, etc.)

Protected against splash water from any direction.

ADDITIONAL SPECIFICATIONS:

SPEAKERS

Rechargeable Battery

4-8 hr charge

4-12 hr usage



Bluetooth 4.2



Stereo

LANTERNS

Rechargeable Battery

4-8 hr charge

6-10 hr usage

WIREFREE CHARGING

TECHNOLOGY

Uses an electromagnetic field to transfer energy between two objects through electromagnetic induction.

Energy is sent through the coils and transmits that energy to charge the batteries.



SELLING POINTS

- Unique, Patented Technology
- Ability to charge through any non-metal surface up to 5cm/2"
- Aesthetics: hide cables by installing under surfaces
- No need to plug-in or un-plug charging cables
- 2 options for charging:
 1. MicroUSB: simple and universal charging, great for travel
 2. Wirefree: Convenient charging at home or business

*Stops charging once battery is full



WIREFREE CHARGING

Click [here](#) to view video

ACCESSORIES

MOONI REMOTES

Speaker | Lantern



- WIREFREE CHARGING PLATE
- CORK COVER




PACKAGING



INSTRUCTION MANUAL

USER MANUAL

mooni

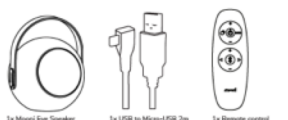


EYE SPEAKER

Introduction

Thank you for purchasing this Mooni Product. This manual contains important operating and safety instructions and we advise you to read and save this manual.

Contents



1x Mooni Eye Speaker
1x USB to Micro-USB 2m cable
1x Remote control


Charging

- Insert the USB cable into the Micro-USB port on bottom or side of the lamp.
- Connect the USB Cable into any 5V USB power source. For example, a computer/phone, vehicle, power bank, or USB power station.
- A red light will indicate when the product is being charged. The red light will turn off when the product is fully charged.
- Disconnect the USB cable from the lamp and the power source. The Mooni product is now ready to use.

How to take care of the internal battery:
Partial discharges with frequent recharges are much healthier for the 8-ion battery than a long deep discharge.
A full recharge of the product immediately after purchase and before use is recommended.
During a long storage period of your product, try to keep the 8-ion battery at a charged level of about 50%.

Note: The integrated rechargeable battery will lose its energy even while the product is not being used. The rate of self-discharge is dependent on the state of charge, ambient temperature and other factors.


Basic Instructions - Master Button



- Use the On/Off button located on the bottom plate of the product.
- Press the button for up to 1 second to switch the product on.
- Press repeatedly to choose the desired color or color mode.
- Press and hold the button for more than 1 second to switch the product off.

The product can produce light in 7 different colors and in 4 different modes. You can select these different colors and modes by pressing the button described above or by using the remote described below.

Basic Instructions - Remote



- Press the **On/Off** button to switch the lamp and speaker On/Off or press the **On/Off** button to turn the speaker On/Off.
- Use the "TSP" +/- buttons to adjust the light intensity.
- Use the **On/Off** button to select or change color.
- Use the MOON button to choose the desired color mode.
- Adjust the volume by pressing the BOTTOM +/- buttons.
- Press the **q** or **p** buttons to skip or rewind tracks.

Bluetooth & Speaker

To stream your music to your Mooni Product with any Bluetooth device, this Mooni Speaker is equipped with Bluetooth chip 4.2. This means you can stream music to up to 2 Mooni Speaker with your smartphone/tablet. It is possible to operate up to 7 Mooni Speakers simultaneously when using a master device (like a Macbook).



- Press the **On/Off** button on the Mooni Remote to turn on speaker function. You can also turn on the speaker by pressing the button on the bottom of the Mooni product for longer than 1 second. You will hear "Power On".
- Move near the Mooni Product.
- Activate the Bluetooth function on your bluetooth device. It may take a while before "Mooni" is shown in the list.
- Select "Mooni" to make the connection. You will hear "Speakers connected". You can now play music from your Bluetooth device and stream it to your Mooni product.

Stereo pairing

This Mooni speaker is Stereo Ready. If you have two Stereo Ready speakers close to each other, they will automatically sync together and bring you true stereo sound. You only have to connect your bluetooth device with one of the Stereo Ready Mooni speakers. For instructions for connection, see "Bluetooth & Speaker" above.

Technical Specifications

Usage time light:	6-12h
Usage time speaker:	2-4h
Charging time USB:	4-6h
Charging time Wireless:	8h
Input USB:	5V (recommended 500mA-2A)
Built-in rechargeable battery:	3.7V 1100mAh
Power lamp:	10W
Power speaker:	10W
Dimensions:	228 x 282 mm
Weight:	2010g
Water resistance:	IP43
Ambient operating temperature:	-20°C - 40°C
Storage temperature:	-25°C - 60°C
Operating temperature:	0°C - 40°C
Storage humidity:	20 - 80%
Button cell remote control:	CR2032 (non-rechargeable) 3V lithium

Environmental Recommendations

Regarding used batteries:
The customer should return used batteries to the retailer's shop or to a collection box for battery recycling.

Regarding waste from electrical and electronic equipment (WEEE):
This symbol on the product or the packaging indicates that the equipment carrying this mark must not be thrown into general waste but should be collected separately and properly processed under local regulations. The appropriate take-back systems will ensure or recycle most of the materials of your end-of-life product in an ecological way to diminish the pressure on natural resources. Please contact your local waste administration if you need more information on the collection system.

Warranty and Warranty Limitations

This Mooni product is warranted to be free from defects in material and operation for one year. In the unlikely event that it is found to be defective within this period of time, the manufacturer will repair or replace it. When returning the defective product, the sales receipt must be enclosed.

The Warranty does not cover problems caused by abuse or by environmental conditions that are not in conformance with the recommended operating conditions of the product. Accidental or deliberate damage, repairs or product alterations made by persons without written consent from Mooni are also not covered. Batteries are considered wear parts therefore they are not included in the warranty. The product does not function properly due to problems with connection under access to your Bluetooth™ device (e.g. such as a cell phone, tablet, computer). Abnormal voltage. Under no condition can the manufacturer be held liable for damage to items or appliances for accidental or consequential losses or expenses incurred. This does not affect your statutory rights.

For questions:
Please contact us at info@mooni.com or check the website www.mooni.com.

Imported/distributor:
Mooni International AB
Bridgledalavägen 26, 236 32, Hålsjö, Sweden

Subject to typographical errors

WARRANTY

Mooni® warrants this product to be free of manufacturer defects under normal use, normal conditions, where they are handled properly for its intended use and in accordance with operating instructions for a period of 24 months from the date of the original purchase. To qualify for our warranty, you must provide proof of purchase, which includes the date of purchase. An out-of-warranty fee will be charged for units without proof of purchase, after review and at the discrepancy of Customer Care.

Should you have an experience where your product does not perform to your satisfaction, please review our handy Frequently Asked Questions (FAQ) or contact support@mooni.com to troubleshoot. If Mooni® verifies any defect or malfunction during the stated warranty period, Mooni® will repair or, at its discretion, replace this product with a new or refurbished product and the warranty will continue from the date of the original purchase.

Exclusions

The warranty does not cover the following: The issue is caused by abuse or by environmental conditions that are not in conformance with the recommended operations of the product. The unit has been damaged, abnormal voltage, and not a result of a manufacturer defect. Repairs or product alterations have been made by persons without written consent from Mooni®. The product is defective due to wear and tear of wearable or consumable parts (such as batteries, cords, etc). The product does not function properly due to problems with connection and/or access to your Bluetooth™ device (e.g. Such as a cell phone, tablet, computer). If the FAQ does not provide a solution to your question, please contact Mooni® Customer Care at support@mooni.com. When you contact Mooni®, please have the following available: name of the product, store name, and your receipt indicating the date of purchase. Your receipt or proof-of-purchase will not be accepted if it is illegible or has been altered.